

Comp 204: Computer Systems and Their Implementation

Lecture 21: Semantics and Code Generation

Semantics

- Specify **meaning** of language constructs
 - usually defined informally
- A statement may be syntactically legal but semantically meaningless
 - “colourless green ideas sleep furiously”
- Semantic errors may be
 - static (detected at compile time)
e.g. `a := 'x' + true;`
 - dynamic (detected at run time)
e.g. array subscript out of bounds

Question

- If the array x contains 20 ints, as defined by the following declaration:

```
int x[] = new int[20];
```

- What kind of message would be generated by the following line of code?

```
a := 22;  
val := x[a];
```

- a) A Syntax Error.
- b) A Static Semantic Error.
- c) A Dynamic Semantic Error.
- d) A Warning, rather than an error.
- e) None of the above.

Answer: c

A dynamic semantic error – the value of a would cause an array out of bounds error

Semantics

- Also needed to generate appropriate code
e.g. $a = b$
 - in Java and C, this means assign b to a
 - in Pascal and Ada, this means compare equality of a and b
 - hence, generate different code in each case

Semantic Routines

1) Semantic analysis

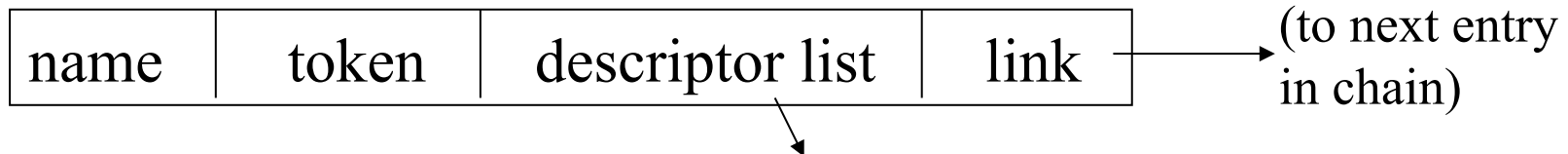
- Completes analysis phase of compilation
- Object descriptors are associated with identifiers in symbol table
- Static semantic error checking performed

2) Semantic synthesis

- Code generation

Object Descriptors

Symbol table entry



- ‘Token’ tells us what ‘name’ is
 - e.g. while-token, if-token, identifier, etc.
- A descriptor contains things like type, address, array bounds, etc.
- Need a list of descriptors because of identifier re-use

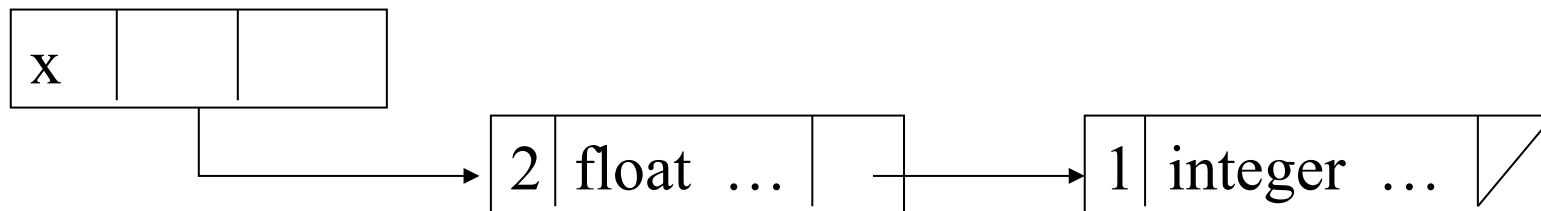
Identifier Re-use

- Can have code such as:

```
int x;           // level 1
```

```
main() {  
    float x;     // level 2  
}
```

symbol table entry



Descriptor Lists

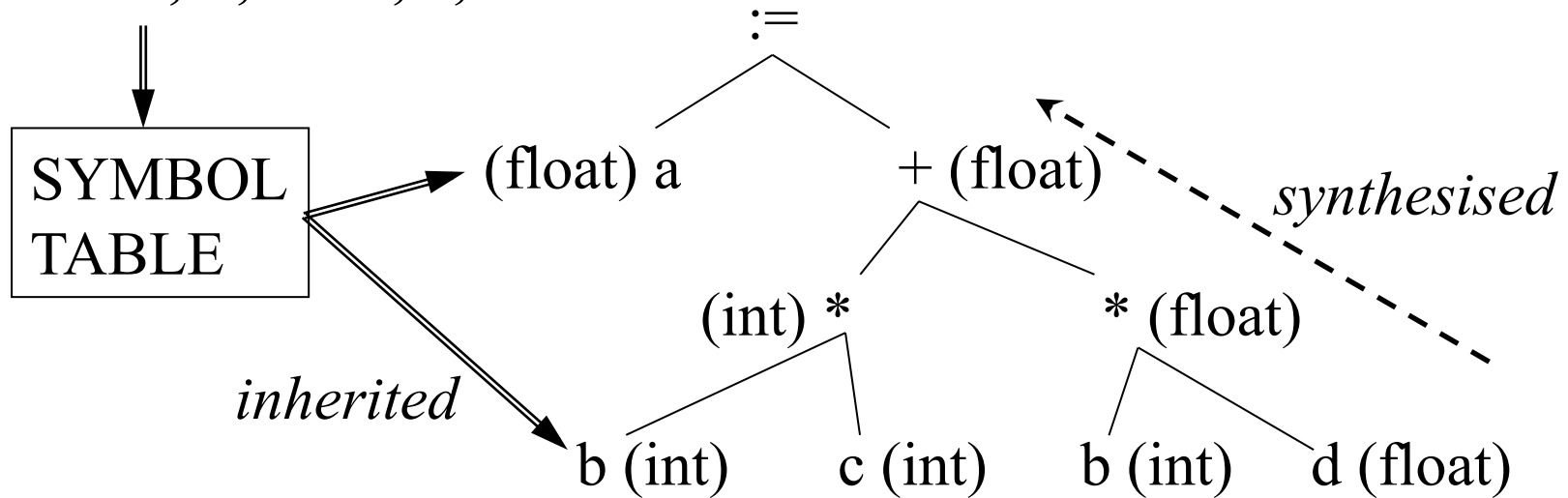
- For efficiency, the most local descriptors are kept at the front of the list
- At the end of a block, all descriptors declared in that block must be deleted
- To aid in this, all descriptors within same block may be linked together

Attribute Propagation

- Before code can be generated, semantic attributes may need to be **propagated** through tree
- Top-down (**inherited** attributes)
 - declarations processed to build symbol table
 - identifiers looked up in table to attach attribute info to nodes
- Bottom-up (**synthesised** attributes)
 - determine types of expressions based on operators and types of identifiers
- Propagation can be done at same time as static semantic error checking, and often forms next pass
 - May also be combined with code generation

Example: $a := b * c + b * d$

float a, d; int b, c;



- Type attribute recorded in extra field of each node
- After propagation, tree is said to be **decorated**

Static Semantic Error Checking

- With info from attribute propagation, static checking often trivial, e.g.
 - “type mismatch”
(compare type attributes)
 - “identifier not declared”
(null descriptor field in symbol table)
 - “identifier already declared”
(descriptor with current level number already present)

Question

- A BNF grammar includes the following statement:

```
<statement> ::= <iden> := ( <expr> );
```

- What kind of message would be produced by the following line of code?

```
a := (2 + b;
```

- a) A Syntax Error.
- b) A Static Semantic Error.
- c) A Dynamic Semantic Error.
- d) A Warning, rather than an error.
- e) None of the above.

Answer: a

A syntax error – all the tokens are valid, but the close parenthesis is missing, resulting in an error in the grammar

Code Generation

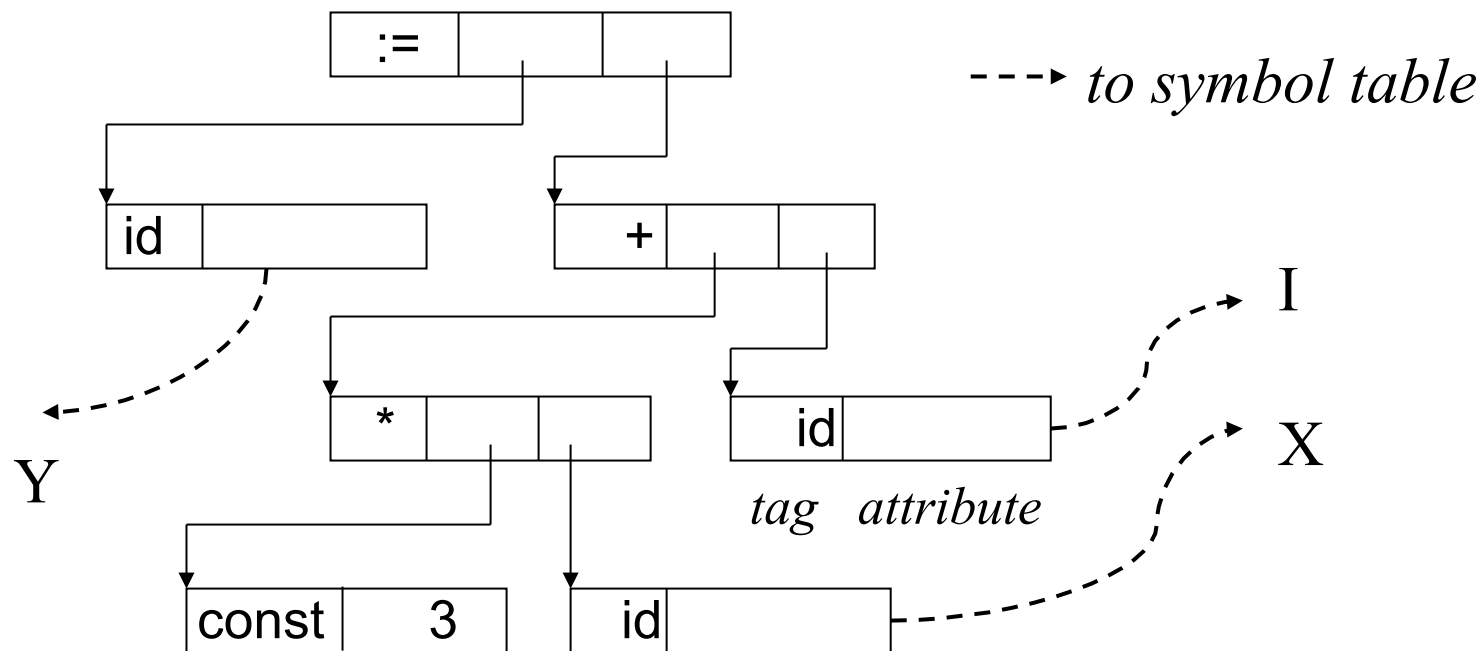
- Often performed by tree-walking the AST

```
GenAssign(node) {  
    // Gen code for RHS, leaving result in R1  
    GenExpr(node.rhs, R1);  
    //Calculate addr for LHS  
    GenAddr(node.lhs, Addr);  
    Gen(STORE, R1, Addr)  
}
```

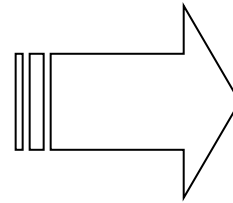
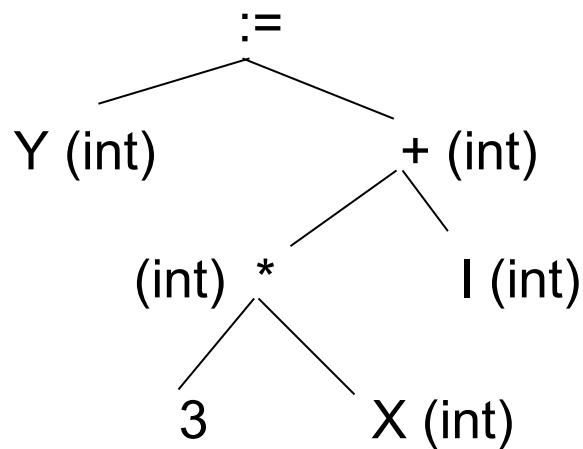
```
GenExpr(node, reg) {  
    if (node.type == op) {  
        GenExpr(node.lhs, reg);  
        GenExpr(node.rhs, reg+1);  
        Gen(node.opcode, reg, reg+1);  
        ...  
    }  
}
```

Abstract Syntax Tree (AST) Again

- More compact form of derivation tree
 - contains just enough info. to drive later phases
e.g. $Y := 3 * X + I$



Tree Walking



```
LOAD R1, #3
LOAD R2, X
MULT R1, R2
LOAD R2, I
ADD R1, R2
STORE R1, Y
```

- Advantage of AST is that order of traversal can be chosen
 - code generated in one-pass compiler corresponds to strictly fixed traversal of tree (hence, code not as good)

Intermediate Code (IC)

- Instead of generating target machine code, semantic routines may generate IC.
 - can form input to separate code generator (CG)
 - advantage is that all target machine dependencies can be limited to CG
- Postfix
 - e.g. $a := b * c + b * d$
a b c * b d * + :=
 - Concise and simple, but not very good for generating code unless stack-based architecture used

Postfix

- In normal algebraic notation the arithmetic operator appears **between** the two operands to which it is being applied
- This is called **infix** notation
 - example: $a / b + c$
- It may require parentheses to specify the desired order of operations
 - example: $a / (b + c)$
- In **postfix** (or **Reverse Polish**) notation the operator is placed directly **after** the two operands to which it applies
- Therefore, in postfix notation the need for parenthesis is eliminated

Operator Precedence

- To do the conversion from infix to postfix, we need to prioritise operators as follows:

\wedge	highest priority
$*, /$	
$+, -$	
$<, >, =, \dots$	
$\&$ (and)	
$ $ (or)	lowest priority

Exercise

- Convert the following infix expressions into postfix:

$$a+b/c$$

$$a*c+(b-d)$$

$$a*c+b-d$$

Postfix

- Example 1:

- The infix expression: $a \wedge b + c$
- Becomes in postfix: $a b \wedge c +$

- Example 2:

- The infix expression: $a \wedge (b + c)$
- Becomes in postfix: $a b c + \wedge$

- Example 3:

- The infix expression: $b * c + 5 \wedge (3 + 6 / a)$
- Becomes in postfix: $b c * 5 3 6 a / + \wedge +$

Question

- Which of the following postfix expressions is equivalent to the following expression?

$$a*b - c/d$$

- a) a b c d * - /
- b) a b * - c d /
- c) a b c d / - *
- d) a b * c d / -
- e) a b c * - d /

Answer: d

a b * c d / -